



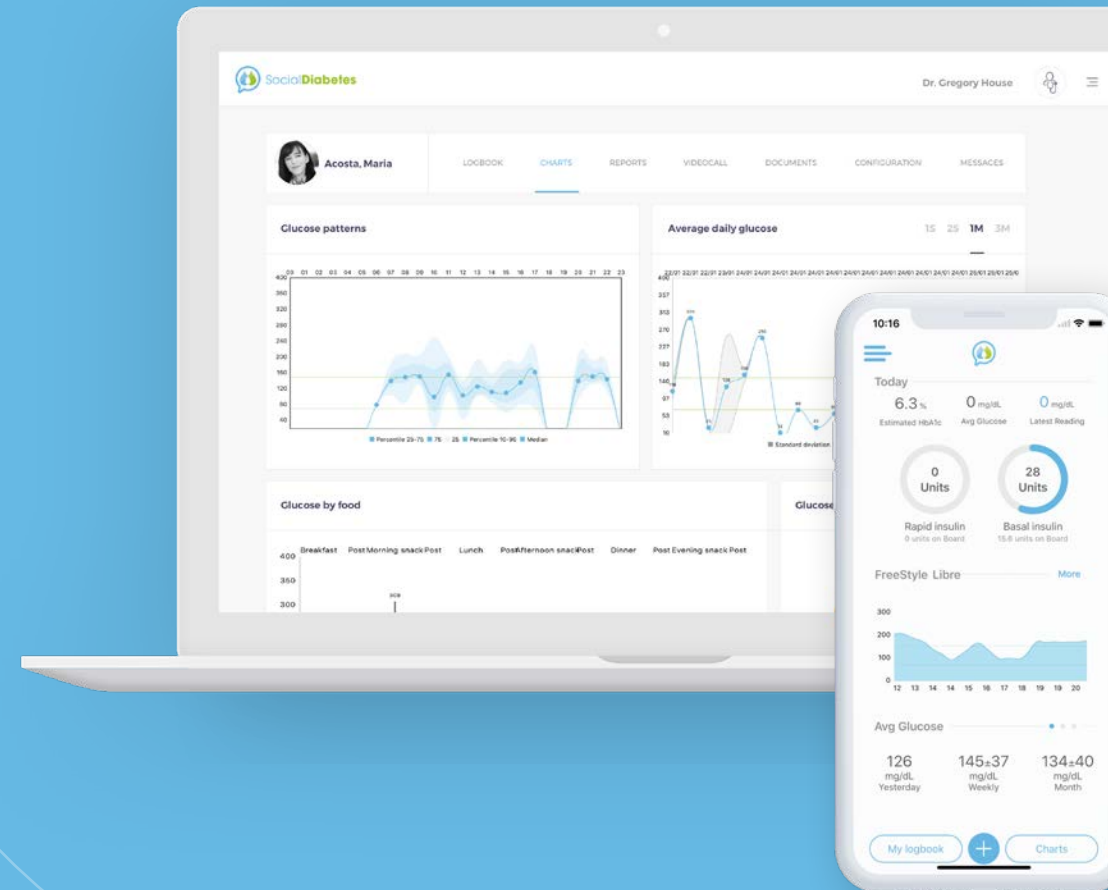




SocialDiabetes

The digital platform
for diabetes management

-  **View** the data of all of your patients in a single panel
-  **Access** comprehensive information (insulin, food, blood sugar, activity) in real time
-  **Receive** notifications and reminders by e-mail
-  **Set up** medical schedules remotely, with automatic updates to the patient's App



1 Visibility between appointments

In the main panel you can see your patients' progress in real time. Turn the App data for each patient into strategic information for their control and follow-up, including estimated HbA1c, their eating habits and different medication included in the treatment.

2 Configuration

You will be able to set up your patient's entire treatment, including the fast-acting insulin bolus calculator. This is reflected in the patient's user profile in the App.

With SocialDiabetes, you can set up values such as the glycaemic target, ratio, sensibility factor, as well as carbohydrate intake regimens and schedules.

3 Communication

Communicate through SocialDiabetes. Chat with patients without using your personal phone number, through a professional chat that connects directly with the patient's App and is adapted to your work schedule.

Do you have an emergency? Activate the video call and reach your patient instantly.

The screenshot displays the patient interface for Maria Acosta. The top navigation bar includes LOGBOOK, CHARTS, REPORTS, VIDEOCALL, DOCUMENTS, CONFIGURATION, and MESSAGES. The main content area is divided into several sections:

- Profile / Your diabetes:** Shows a navigation menu with Profile, Your diabetes, and Updates.
- Activity:** Lists recent updates, such as "Wed 29 Aug 2018 Maria 10h14 Updated bolus configuration" and "Thu 30 May 2018 Dr House 14h30 Updated bolus configuration".
- HbA1c Chart:** A line graph showing HbA1c levels over time, with data points for March, August, and September. The y-axis ranges from 4 to 14.
- Configuration Table:** A table for setting treatment parameters. The table has columns for INSULIN, OBJECTIVE, FSI, and RATIO. The values are: 100 mg/dL, 35 FSI, 3,25. The table is repeated for different meals: SNACK and LUNCH. The SNACK row shows 2 Un. of insulin and 10g of food. The LUNCH row shows 3 Un. of insulin and 10g of food.
- Chat Window:** A chat interface showing a message from "Hello Maria" and a response from "Good morning Dr House, I have seen that you have adjusted my insulin. Thank you!".



1 Graphics

Observe your patients' progress. Within SocialDiabetes you have access to different graphics that allow you to study each case to adjust the treatment.

2 Notifications Catalogue

Set up the most important notifications according to your clinical experience and interest. When your patients activate these predetermined indicators, you will receive a notification.

3 Results

Receive a weekly e-mail with the activity summary. Analyse your patients' progress and improve your clinic's results.

Any questions?

We are here to help you
start SocialDiabetes

Register for free

Get in touch with us at
info@socialdiabetes.com

